


Teddy Bears

Six little teddy bears
just can't wait
to get cut out
and hibernate



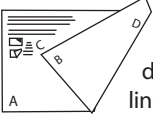
1. Tear this page out of the book along the perforation.
Fold step by step keeping the instructions facing you.
Everything cuts away leaving only the finished snowflake.

2. Fold paper up and back along the dotted lines A and B (at the left and right edges). Crease gently.

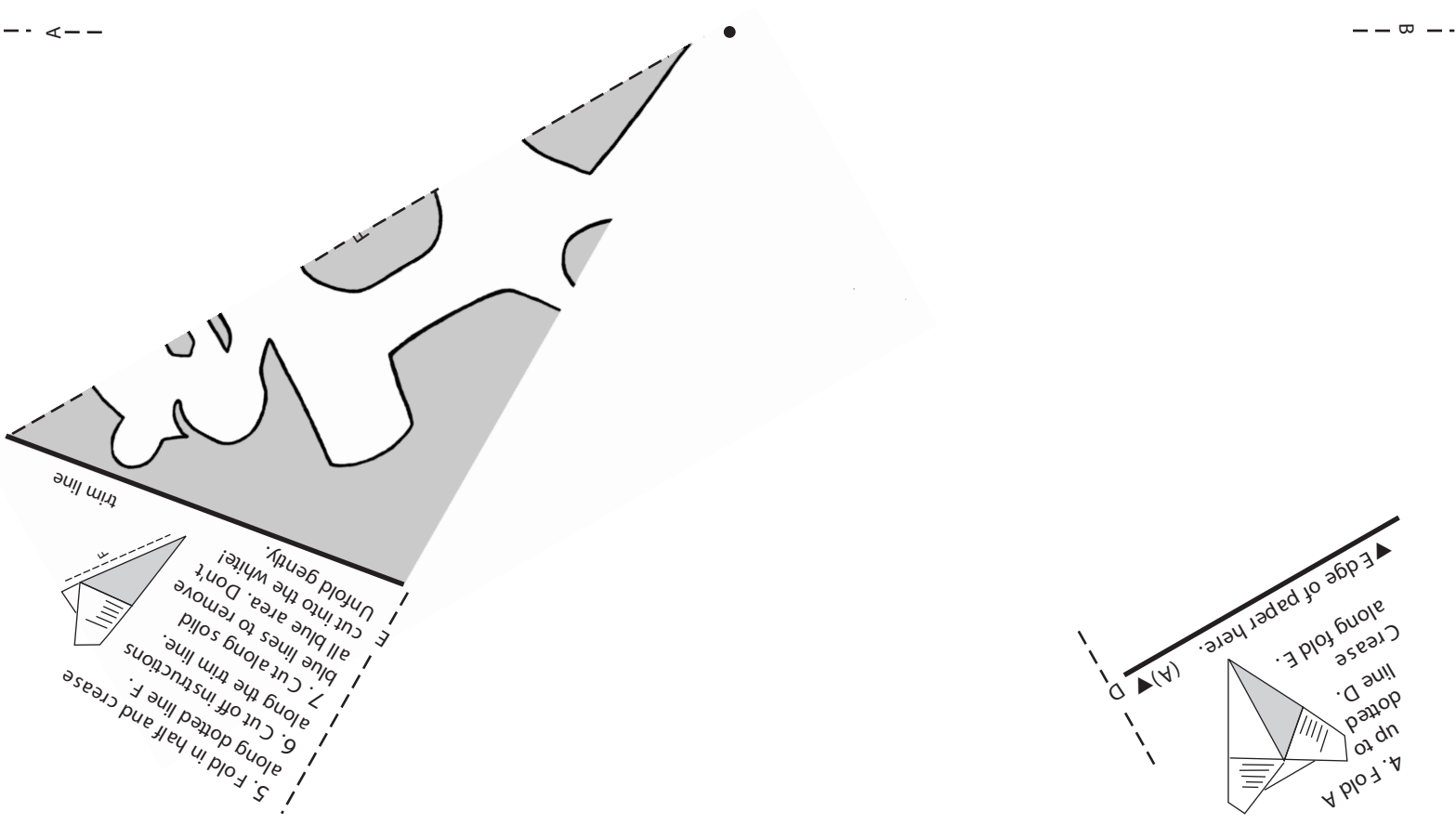


▲ (B) Fold edge of paper up to here

3. Fold B up to dotted line C.



Crease along dotted line D.



5. Fold in half and crease along dotted line F.
6. Cut off instructions along the trim line.
7. Cut along solid blue lines to remove all blue area. Don't cut into the white!
8. Unfold gently.

4. Fold A up to dotted line D. Crease along fold E.
- ▲ Edge of paper here. (A)